

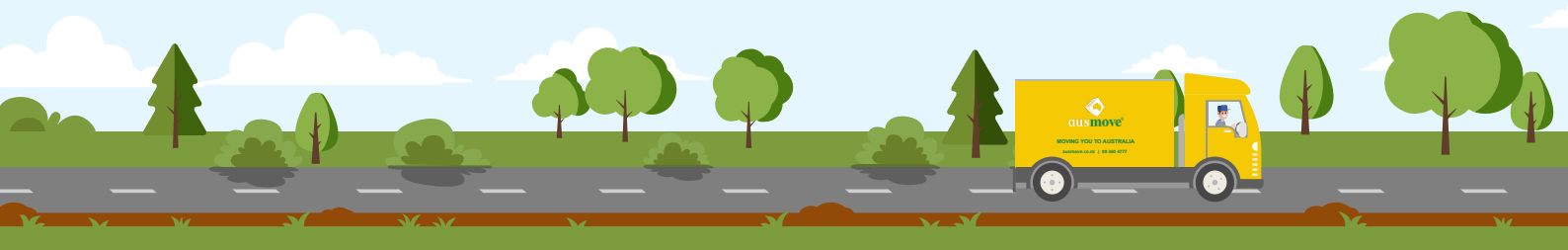
Moving to Australia Checklist

Planning a Move to Australia from NZ?

We've created this moving checklist to help you stay organised and plan every step of your move to Australia.

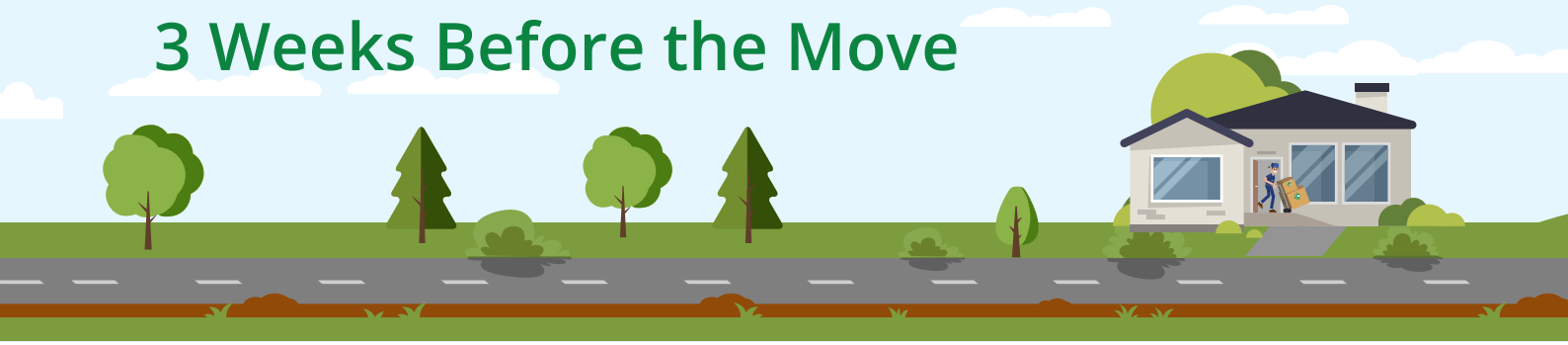


4 Weeks Before the Move



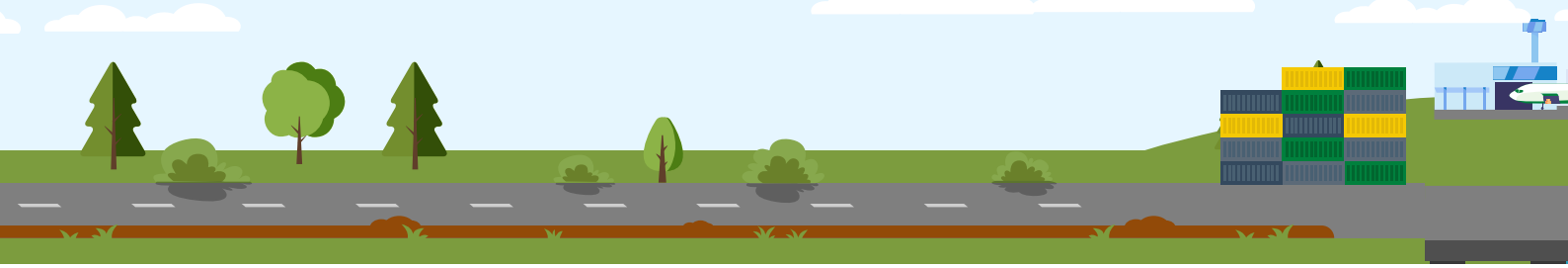
- ☐ Ensure passports, visas, and travel bookings are in order
- ☐ Set up mail redirection via NZ Post
- ☐ Ask your current doctors/dentists for referrals in Australia & get any records
- ☐ Start decluttering; consider a garage sale
- ☐ Notify banks and credit card providers of your move
- ☐ Ask your Move Manager about currency transfer options for getting your funds to Aussie
- ☐ Notify relevant organisations:
 - ☐ Inland Revenue (IRD)
 - ☐ Electoral Registrar
 - ☐ NZ Police (if holding a firearms licence)
 - ☐ Solicitor, church groups, clubs, and any subscriptions
- ☐ Confirm move details with Ausmove (date, packing, pets, storage, documents)
- ☐ Take pets to the vet if needed for any required vaccinations

3 Weeks Before the Move



- ☐ Organise travel insurance
- ☐ Arrange an international driver's licence (if needed)
- ☐ Collect dry cleaning
- ☐ Start emptying the fridge and freezer
- ☐ Clean lawn mowers and drain fuel if being shipped
- ☐ Purge any gas bottles professionally, if being shipped we need the certificate
- ☐ Clean out medicine cabinet and safely dispose of expired medications
- ☐ Sell or donate unwanted furniture that you're not shipping
- ☐ Ask Ausmove to assist with pet boarding prior to when your pet travels to Aussie

2 Weeks Before the Move



- ☐ Arrange childcare for move day
- ☐ Return borrowed items and collect loaned items
- ☐ Cancel utilities: electricity, gas, phone, internet
- ☐ Dispose of unsold or hazardous items
- ☐ Check prescriptions and ensure enough medication is on hand
- ☐ Create a pack with home info for new owner
- ☐ Set aside valuables, travel documents, passports, etc.



On Moving Day



- ☐ Be present or arrange for someone to guide our packing team on what's to stay
- ☐ Double-check all areas: garage, cupboards, under house & attics
- ☐ Ensure no items left at dry cleaners or repair shops
- ☐ Leave keys, manuals, and info for the new owner
- ☐ Disconnect appliances
- ☐ Secure the washing machine drum
- ☐ Plan an easy meal for move day



Handy Moving Tips

Use these practical tips to ensure a smooth move to Aussie.

Fridge/Freezer Care

Wipe interiors with vanilla essence on a damp cloth. Blow-dry corners and place silica gel or 4–5 tea bags inside to absorb moisture and prevent any mould during transit.

Final Walkthrough

Before the Ausmove team departs, check every cupboard, drawer, garage, and storage space to ensure nothing has been missed.

Keep Important Items With You

Take passports, valuables, medication, chargers, and kids' essentials in your personal luggage.

Let Movers Know What's Fragile

Communicate with your Ausmove team during packing and have fragile items labeled.

Stay Hydrated & Energised

Moving day can be long. Keep water and snacks handy especially if you have kids or pets.



Benefits of Choosing Ausmove

When you choose Ausmove, you're partnering with New Zealand's only dedicated Trans-Tasman specialists.

Here's what you can expect:



End-to-End Expertise

From packing to customs clearance, we handle every detail so you don't have to.



Australia-Only Focus

We're the only NZ company 100% dedicated to trans-Tasman moves it's all we do, and we do it best.



Dedicated Move Manager

One point of contact to guide you through the process, answer questions, and keep things on track.



Customs & Compliance Support

We will assist with Australian border requirements including documentation, inspections, and restricted items.



Pet Relocation

Trusted partners to help move the whole family furry friends and all.



Proven Experience

Thousands of successful moves and happy clients across Australia backed by 30+ years of expertise.



Peace of Mind

We offer optional insurance, secure storage, and transparent communication throughout the move.



Airfreight & Vehicle Shipping

Fast airfreight service, and if you are considering taking your vehicle, Ausmove is an expert car shipping company.





With Ausmove, your move to Australia is handled with care, confidence, and clarity from start to finish.





Your Specialist Mover to Australia

Get a Free Quote

(09) 360-4777 | move@ausmove.co.nz

41 Pavilion Drive, Airport Oaks,
Auckland 2150, New Zealand

